


CUT FLOWER care tips

Most cut flowers should last 4-7 days or longer, depending on the flowers and the care. Follow these tips for longer-lasting flowers.

STEMS, BUNCHES, BOUQUETS AND BOXED FLOWERS



• **Keep cut flowers in a cool place** and out of sunlight until you can get them into a vase containing properly mixed flower-food solution.

• **Fill a clean, deep vase** with lukewarm (100 F to 110 F) water, and add a proper amount of flower food for the water volume of the vase. Mix well. 




• **Remove leaves from flower stems** that would be below the water line in the vase. Leaves in water promote bacterial growth that inhibits water uptake by the flowers.

• **Recut stems with a sharp knife**, removing 1-2 inches of stem. Place the flowers immediately into the flower-food solution. 

FLOWER ARRANGEMENTS



• **Check the water level daily**, and keep the container filled with water containing flower food provided by the florist.

• In glass containers, **if you see that the flower-food solution has become cloudy**, replace it entirely with fresh, properly mixed solution. If possible, recut the flower stems with a sharp knife, removing 1-2 inches of stem. Immediately place the stems into the container with the fresh flower-food solution. 



• **Keep flowers in a cool location** (65 F to 72 F); out of direct sunlight; away from heating/cooling vents; out of drafts, such as under ceiling fans, in doorways, etc; and off of televisions, radiators or other electronics or appliances that give off heat. Cut flowers last longer in cool, shaded, nondrafty environments.


CUT FLOWER care tips

Most cut flowers should last 4-7 days or longer, depending on the flowers and the care. Follow these tips for longer-lasting flowers.

STEMS, BUNCHES, BOUQUETS AND BOXED FLOWERS




• **Keep cut flowers in a cool place** and out of sunlight until you can get them into a vase containing properly mixed flower-food solution.

• **Fill a clean, deep vase** with lukewarm (100 F to 110 F) water, and add a proper amount of flower food for the water volume of the vase. Mix well. 




• **Remove leaves from flower stems** that would be below the water line in the vase. Leaves in water promote bacterial growth that inhibits water uptake by the flowers.

• **Recut stems with a sharp knife**, removing 1-2 inches of stem. Place the flowers immediately into the flower-food solution. 

FLOWER ARRANGEMENTS



• **Check the water level daily**, and keep the container filled with water containing flower food provided by the florist.

• In glass containers, **if you see that the flower-food solution has become cloudy**, replace it entirely with fresh, properly mixed solution. If possible, recut the flower stems with a sharp knife, removing 1-2 inches of stem. Immediately place the stems into the container with the fresh flower-food solution. 



• **Keep flowers in a cool location** (65 F to 72 F); out of direct sunlight; away from heating/cooling vents; out of drafts, such as under ceiling fans, in doorways, etc; and off of televisions, radiators or other electronics or appliances that give off heat. Cut flowers last longer in cool, shaded, nondrafty environments.


CUT FLOWER care tips

Most cut flowers should last 4-7 days or longer, depending on the flowers and the care. Follow these tips for longer-lasting flowers.

STEMS, BUNCHES, BOUQUETS AND BOXED FLOWERS



• **Keep cut flowers in a cool place** and out of sunlight until you can get them into a vase containing properly mixed flower-food solution.

• **Fill a clean, deep vase** with lukewarm (100 F to 110 F) water, and add a proper amount of flower food for the water volume of the vase. Mix well. 




• **Remove leaves from flower stems** that would be below the water line in the vase. Leaves in water promote bacterial growth that inhibits water uptake by the flowers.

• **Recut stems with a sharp knife**, removing 1-2 inches of stem. Place the flowers immediately into the flower-food solution. 

FLOWER ARRANGEMENTS



• **Check the water level daily**, and keep the container filled with water containing flower food provided by the florist.

• In glass containers, **if you see that the flower-food solution has become cloudy**, replace it entirely with fresh, properly mixed solution. If possible, recut the flower stems with a sharp knife, removing 1-2 inches of stem. Immediately place the stems into the container with the fresh flower-food solution. 



• **Keep flowers in a cool location** (65 F to 72 F); out of direct sunlight; away from heating/cooling vents; out of drafts, such as under ceiling fans, in doorways, etc; and off of televisions, radiators or other electronics or appliances that give off heat. Cut flowers last longer in cool, shaded, nondrafty environments.